

Swift-Cut
AUTOMATION

EXCELLENCE THROUGH INNOVATION




Swift-Cut
PRO 3000 XP

www.swift-cut.com

Swift-Cut PRO 3000 XP

Introducing the newest table in our collection, the Swift-Cut PRO 3000 XP is cutting edge in its design and more durable than ever. The new PRO 3000 XP is designed with production cutting in mind up to 32mm, now available to work in conjunction with the Hypertherm MAX PRO 200 & Thermal Dynamics Auto-Cut 200 XT. The new drives offer OMRON 400w AC servo motors across X+Y axis for improved accuracy.

THE SOFTWARE



SwiftCAM 3

With the SwiftCAM 3 software which comes as standard with the PRO 3000 XP table you get auto lead in, auto nest facilities as well as 3D cutting simulations.

Swift-Cut's easy to use software guarantees that anyone with a basic knowledge of computers will be capable of operating the CNC plasma cutting system. Minimal training means the table will be operational almost immediately, maximising output from the start.

CUT - THICKER

FASTER


CLEANER



PRO 3000 XP
3000mm x 1500mm cutting
area (10' x 5')


Compact footprint

Due to its plug & play design, the space required for installation of this machine is minimal. Our machine will comfortably fit in an area of 5.5m x 2.8m, area including power source.



FEATURES & OPTIONAL EXTRAS

We've developed some innovative, cutting edge features and optional extras that make Swift-Cut market leaders in the field of plasma cutting.



Breakaway head

Avoid unwanted down-time with our breakaway head technology. Designed to quickly shut down the machine in the unlikely event of the torch crashing. This great feature minimises potential damage to the machine.



Safety Features

Health and safety of operators and those in the immediate vicinity must be paramount. All our UK engineered machines are CE marked.



Freestanding Operator's Console

The freestanding operators console comes as standard with every machine, enabling you to operate at a distance if required. Home to our CNC control system it also includes a built in PC with 18.5" flat panel LCD monitor, a wireless keyboard and mouse, plus an E-stop safety button and easy access for maintenance.



Protection & Durability

Our PRO 300 XP table comes as standard with enclosed drag-chain meaning all cables have an extra level of protection from flying debris and molten metal particles meaning increased reliability for our customers.



Accuracy & Performance

Linear rail offers the machine a stable and smooth performance while the helical rack and gearing improves accuracy and reduces backlash in our drive system. Omron 400W servos increases acceleration rates meaning good control and higher standard of cutting performance.



Extraction

The zoned down-draft table option captures fumes and particles from beneath the cutting area.

OPTIONAL EXTRA



Go from line drawings to cutting your design in four simple steps with our Swift-Trace system

NOTE: this is now available for the 3000XP

CUTTING POWER OPTIONS

Plasma Source: Hypertherm

Max pierce capacity	Mild steel	Stainless steel	Aluminium	Duty cycle	100% duty cycle
Powermax 45 _(single phase)	10mm	9.5mm	9.5mm	50%	32Amps
Powermax 65	16mm	12mm	12mm	50%	46 Amps
Powermax 85	19mm	16mm	16mm	60%	66 Amps
Powermax 105	22mm	20mm _{low use}	20mm	80%	94 Amps
Powermax 125	25mm	20mm	25mm	100%	125 Amps
MAX PRO 200	30mm	25mm	25mm	100%	200 Amps

Plasma Source: Thermal Dynamics

Max pierce capacity	Mild steel	Stainless steel	Aluminium	Duty cycle	100% duty cycle
Auto Cut 200	30mm	25mm	25mm	100%	200 Amps

Dealer

Tel: +44 (0)1543 473 300

www.swift-cut.com

sales@swift-cut.co.uk

Swift-Cut Automation Ltd
HEAD OFFICE UK
Unit 4.1 Archers, Alrewas
Road,
Kings Bromley,
Staffordshire
DE13 7HW